

The exhibition 'Jacquard Patterns' presents machines and devices used in Żyrardów Linen Factory in the technological process of the production of jacquard fabrics. The main exhibits are shuttle looms equipped with mechanically operated jacquard machines (colloquially known as jacquard looms), which are unique on a global scale.

The exhibition is also enriched by the devices used in the preparatory department of the weaving mill and at the finishing stage, which were produced in the 1960s and 1980s of the 20th century. The uniqueness of jacquards is based primarily on the use of an appropriate mechanism, invented in 1805 by Joseph Marie Jacquard, which consisted in transferring the pattern onto the fabric in the process of reading the pattern programmed on perforated cards (called pattern cards) by the jacquard machine.

Mass production of jacquards, which started in 1815, revolutionized weaving all over the world. Weaving workshops based on Jacquard's mechanism were also used in the Linen Factory in Żyrardów, and jacquard fabrics became a luxurious and valued textile product.

**A GUIDEBOOK FOR THE BLIND AND VISUALLY IMPAIRED**

If you are visiting the exhibition with a blind or visually impaired person, ask the Museum employee for a free guidebook printed in black and in Braille.

**Visiting the exhibition**

Monday  
**closed**

Tuesday – Friday  
**10:00 – 15:00**

Saturday – Sunday  
**11:00 – 18:00**

*(open at weekends only from April  
to the end of October)*

**Guided tours require prior telephone contact**



MUZEUM LNIARSTWA  
im. Filipa de Girarda w Żyrardowie


Muzeum Lniarstwa  
im. Filipa de Girarda w Żyrardowie

ul. Dittricha 18, 96-300 Żyrardów  
tel. 793 134 703

e-mail: rezerwacje@muzeumlniarstwa.pl  
www.muzeumlniarstwa.pl  
FB/MuzeumLniarstwaŻyrardow

This exhibition has been partially financed by the  
Ministry of Culture and National Heritage  
from the Fund for the Promotion of Culture

Ministry of  
**Culture**  
and National  
Heritage of  
the Republic  
of Poland.




**JACQUARD  
PATTERNS**

GUIDE TO THE EXHIBITION



MUZEUM LNIARSTWA  
im. Filipa de Girarda w Żyrardowie

# JACQUARD PATTERNS



## INTRODUCTION

The first jacquard looms appeared in factories in Żyrardów at the turn of the 1840s and 1850s. Along with the development of the factory, the machinery park was modernized, a separate jacquard weaving mill was built, and then a new weaving mill, where linen and linen-cotton jacquard fabrics were produced, was erected.

After the Linen Factory was closed in 1999, the traditions related to jacquard were taken over by a private company for several years. After its closure, all machines were bought by the town of Żyrardów and transferred in 2020 to the Linen Museum for exhibition purposes.

### Step 1. Warping mill

The sectional warping mill was used in the preparatory department of the weaving mill in the process of weaving the warp, i.e. winding the yarn on the warp beam from several hundred rolls placed on a creel.

### Step 2. Looms - the heart of the weaving mill

The machine park consists of 16 Saurer shuttle looms (from the 1970s), equipped with mechanically controlled jacquard machines with a Verdola attachment. The jacquard machine, placed on the supporting structure above the looms, enables the creation of freely designed one- and multi-coloured patterns on the fabric, using special perforated cards called pattern cards.

🔊 Listen to the sound of the looms working - this is the heart of the jacquard weaving mill. Listen to the memories of former employees who return with great sentiment to the years they spent in the factory.

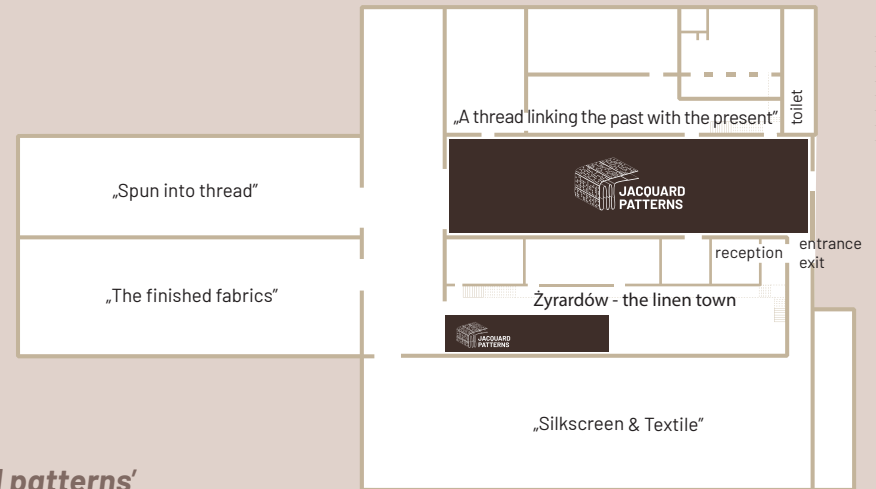
### Step 3. Unique patterns

A specific pattern of jacquard fabric was written on the pattern card in the form of holes, which were punched with devices called: jacquard card punching machines, pattern copier and weft pattern punching machine. The display cases show original patterns for jacquard fabrics, shuttles and bobbins, and right behind them there is a twisting-in frame with a stand.

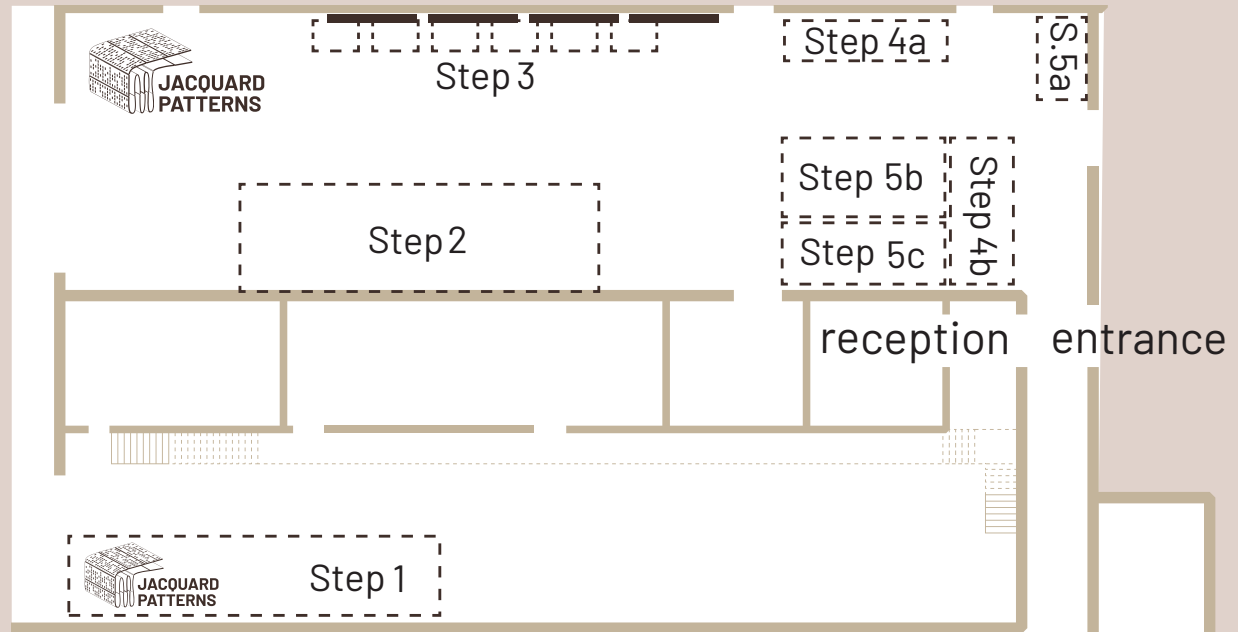
## Location of the exhibition at the Linen Museum

The order of visiting the exhibitions:

1. Żyrardów - the linen town
2. Spun into thread
3. Jacquard patterns
4. A thread linking the past with the present
5. The finished fabrics
6. Silkscreen & Textile



## Visiting the exhibition 'Jacquard patterns'



— boards informing about production processes, showing the construction and schemes of machines.

### Step 4. Winding and spooling

In the preparatory department of the weaving mill, processes used for the preparation of the warp and weft were carried out. On a drum winding machine (4a) the yarn was wound on cone - cross beams, while on a weft winder (4b) the thread was wound on wooden bobbins.

### Step 5. Final finishing

The shearing machine (5a) was used for removing impurities, irregularly protruding fibers and fluff. The quality of the manufactured product was controlled on the cloth-looking frame (5b) and classified to the appropriate commercial grade. The roller (5c) was used for measuring and winding the fabric on the beams.

**Thank you for visiting the exhibition!**